



# Welcome to YMCA360



## To get started:

1. Activate the laptop by **touching any button**
  - a. If it is powered off, push the power button in the top right of the keyboard
  - b. This should also wake up the SmartBoard, if not, check to make sure power is on and labeled cords are connected

2. Navigate through the Start-up Screen by clicking the **Enter button**

3. At the Home Screen, the user name should be "kiosk", enter the password **Password: ymca4949**

4. At YMCA360 Home Screen, **click Login or Sign up**

5. At the "Get Started" page, enter the zip code of your branch  
**Enter 54235 or 54212**  
**Continue**

6. Pick Your YMCA Branch  
**Sturgeon Bay Program Center or Northern Door Program Center**  
Picking either of these branches will get you to the same workout selection

7. At YMCA360 Home Screen, click **Login or Sign up**

8. Enter **your email** that is association with your YMCA Membership account  
**Continue**

9. Enter the **6 digit verification code** that is sent to your email (entered above)  
**Continue**

You're in! You should now be able to pick your workout!


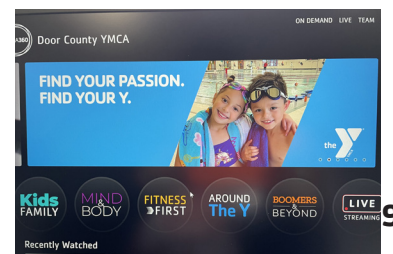
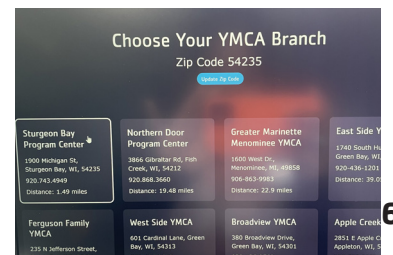
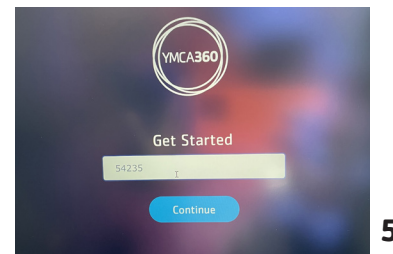
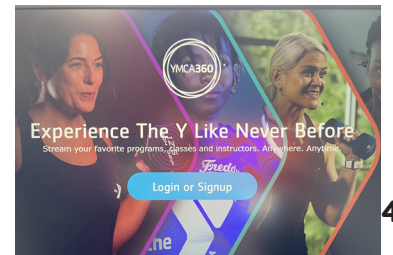
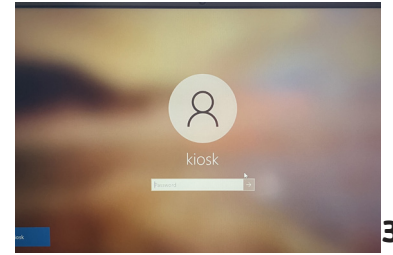
10. Once you pick your workout you with then need to use expand the screen with your fingers. You can adjust the volume on the smartboard + or - signs or on the laptop it's self.

Thanks for joining us....and have fun!

If you need additional equipment for your workout, please just remember to return it to the original location so others can find it as well.

**After completing your workout, please exit YMCA360 to secure your account. Do this by going to the profile picture in the top right of the screen and clicking Log Out**

If you have any difficulties accessing YMCA360, we apologize in advance. Please give us a call or email us and we will check into it once we are back in the office at [marketing@doorcountyyymca.org](mailto:marketing@doorcountyyymca.org).



3

4

5

6

9

10